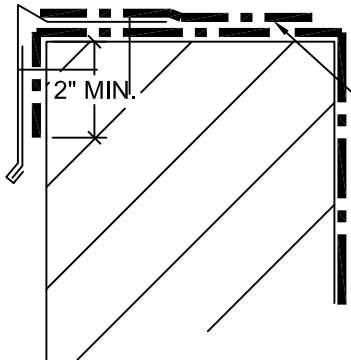
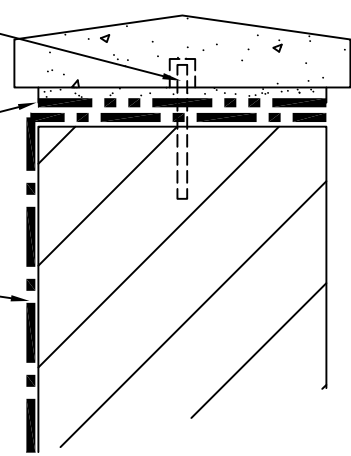


DEGREASE ANCHOR PIN
(IF INSTALLED) W/HYDROSEAL
ACTIVATOR AND
ENCAPSULATE WITH
HYDROSEAL MATRIX

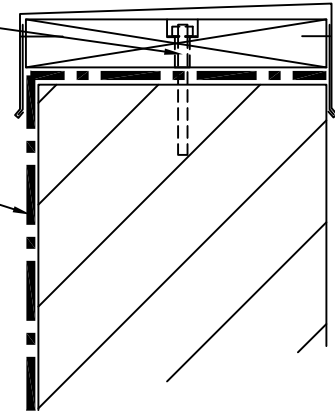
HYDROSEAL DECK RESIN
W/AGGREGATE FOR BONDING
OF MORTAR

HYDROSEAL FLASHING
MEMBRANE
(HYDROSEAL FLEECE
ENCAPSULATED BY
HYDROSEAL FLASHING RESIN)



DEGREASE ANCHOR BOLT
(IF INSTALLED) W/HYDROSEAL
ACTIVATOR AND
ENCAPSULATE WITH
HYDROSEAL MATRIX

HYDROSEAL FLASHING
MEMBRANE
(HYDROSEAL FLEECE
ENCAPSULATED BY
HYDROSEAL FLASHING RESIN)



NOTES:

1. APPLICATION OF APPROPRIATE HYDROSEAL PRIMER MUST PRECEDE APPLICATION OF HYDROSEAL FLASHING AND DECK MEMBRANES.
2. ALL HYDROSEAL FLEECE, INCLUDING OVERLAPS, MUST BE SET IN AND COVERED OVER WITH HYDROSEAL RESIN.
3. NOT ALL POSSIBLE PARAPET/CURB TERMINATION CONDITIONS CAN BE DEPICTED. CONSULT HYDROTECH FOR ATYPICAL CONDITONS.



HydroSeal
Deck Membrane

AMERICAN HYDROTECH, INC.

**TYPICAL PARAPET/CURB
TERMINATION DETAILS**

SCALE: NONE DATE: 07/19	HS-11B
----------------------------	--------

This information is intended only for general conceptual purposes. It is based on data and knowledge considered to be true and correct. It is offered for the user's consideration, investigation and verification and is not intended to substitute for the advice provided by appropriate professionals. Hydrotech assumes no liability for the use of this information. The determination of the suitability and applicability of this information is the sole responsibility of the user.